

# Options for your Ascension Wheelchair Lifts



## Auxiliary Lighting

**Permanent Lifts:** All models

**Portable Lifts:** All models

**Description:** Provides a minimum of 2.2 lx on the lift floor and interior controls in the event of a power outage.

**Notes:** May be required for compliance with ASME A18.1 section 2.6.6.3 when facility auxiliary lighting is not provided.



## Battery Backup

**Permanent Lifts:** All models

**Portable Lifts:** All models

**Description:** Provides emergency power to lift in case of power outage. Approximate dimensions: 12”w x 12”h x 24”l. Approximate Weight: 100 lbs. Runs fully loaded lift through 5 full cycles.

**Notes:** All Ascension lifts have emergency hand pumps and/or lowering valves. Consult your local codes to determine whether or not backup power is also required. The battery backup satisfies the requirement for backup power (please allocate adequate space).



### Custom Color

**Permanent Lifts:** All models

**Portable Lifts:** All models

**Description:** Powder coat color selected by client from full range of supplier's pallet.

**Notes:** Some parts remain black or metallic, such as Virtuoso safety skirt, door handles, miscellaneous hardware, etc.



### Extended Warranty

**Permanent Lifts:** All models

**Portable Lifts:** All models

**Description:** Typically, the extended warranty increases labor coverage from 1 year to 5 years.



### Front Lowering Valve

**Permanent Lifts:** Protégé 5442F and Protégé 5442FG

**Portable Lifts:** N/A

**Description:** Allows manual lowering of lift from in front of the unit, in settings where the emergency hand pump is inaccessible.

**Notes:** Access to the Protégé hand pump requires 13" clearance on the right-hand side of the lift; the Front Lowering Valve can be used when 13" side clearance is unavailable.



### Lift Cover

**Permanent Lifts:** N/A

**Portable Lifts:** All models

**Description:** Fits over entire unit, almost to the ground; made from durable, water-resistant, padded material.



### Large Casters

**Permanent Lifts:** N/A

**Portable Lifts:** Virtuoso 5460P

**Description:** For improved portability on rough surfaces, on carpeting, and outdoors.

**Notes:** Large casters are standard on the Protégé 5442P.



### On-Site Training

**Permanent Lifts:** N/A

**Portable Lifts:** All models

**Description:** Lift set-up and complete owner training from an authorized Ascension representative.

**Notes:** The portable lifts are designed to be set-up by owner personnel; they come with manuals, training videos, and complete telephone support.



### Opposite-Hinged Lower Platform Gate

**Permanent Lifts:** All models

**Portable Lifts:** All models

**Description:** Gate hinging will be on the left side, handle is on the right (when facing the lift from the lower landing).

**Notes:** Some models have an additional charge for non-standard gate hinging.

### Opposite-Hinged Upper Platform Gate

**Permanent Lifts:** All models

**Portable Lifts:** All models

**Description:** Gate hinging will be on the right side, handle is on the left (when facing the lift from the upper landing).

**Notes:** Upper Landing Gate will also be opposite-hinged, if selected. Some models have an additional charge for non-standard gate hinging.



### Outdoor Use Package

**Permanent Lifts:** All models

**Portable Lifts:** All models

**Description:** Includes changes to hardware (from stock parts to stainless steel), change of hydraulic fluid to all-weather grade, and additional sealing of some control boxes.

**Notes:** Although all stock units will withstand moderate exposure to the elements, this package is recommended for all units that will have extensive outdoor use, regardless of actual climate.



### Pit Switch

**Permanent Lifts:** All models

**Portable Lifts:** N/A

**Description:** Provides added protection for maintenance personnel.

**Notes:** Sometimes required by local codes.



### Power Gate Operator (Lower)

**Permanent Lifts:** All models

**Portable Lifts:** All models

**Description:** Opens and closes gate automatically at the touch of a button.

**Notes:** Adds 1" to width of lift on hinge side at lower landing end.

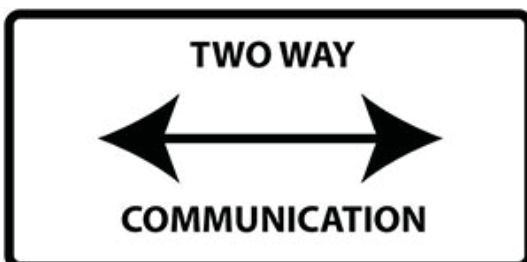
### Power Gate Operator (Upper)

**Permanent Lifts:** Virtuoso 5460FG and Protégé 5442FG

**Portable Lifts:** N/A

**Description:** Opens and closes gate automatically at the touch of a button.

**Notes:** Only available with Upper Landing Gate (ULG); increases width clearance required (adds to ULG width clearance on hinge side; 3" for Virtuoso and 1" for Protégé).



### Pre-Wiring for Two-Way Communication

**Permanent Lifts:** All models

**Portable Lifts:** N/A

**Description:** Prewiring includes two connection points, one for incoming line connection, one for telephone connection in lift.

**Notes:** Does not include telephone; telephone (with features appropriate to meet local codes) to be provided by others.





### Stage Guard

**Permanent Lifts:** All models

**Portable Lifts:** All models

**Description:** Rectangular frame with transparent window attaches to the top of the upper platform gate, effectively extending the height of the gate.

**Notes:** When used in front of a stage, the height of the Stage Guard should be sized to extend 6" above the stage when the lift is in the down position.



### Stairbridge

**Permanent Lifts:** N/A

**Portable Lifts:** All models

**Description:** For access to landings with stairs in the front. Custom built for the exact rise and run of each location.

**Notes:** Adjustable versions can be designed for use at multiple locations.




### Stanchion Package

**Permanent Lifts:** N/A

**Portable Lifts:** All models

**Description:** Useful for easy lift recall at floor level and upper landing. Package includes two stanchions (one floor level and one upper landing level).

**Notes:** Available for portable models only. Recommended for rises above 25".




### Tool Kit (recommended for using compression feature)

**Permanent Lifts:** All models

**Portable Lifts:** All models

**Description:** All models are capable of being compressed to fit through a doorway less than 48" wide. The tool kit includes many tools required for compression of the lift, and instructional DVD.

**Notes:** Although most required tools are relatively common, the tool kit can be for dedicated use with the lift; compressed width of the lift is 33".




### Under Platform Safety Pan

**Permanent Lifts:** Virtuoso 5460F and Virtuoso 5460FG (standard on all Protégé models)

**Portable Lifts:** N/A for portable Virtuoso (standard on all Protégé models)

**Description:** Stops lift from descending when it encounters an object. When ordered with Virtuoso, Safety Skirt is still included.

**Notes:** The Virtuoso's rigid safety skirting completely surrounds and protects the area under lift; however, the code for some jurisdictions requires a safety pan on all lifts.



### Universal Keys

**Permanent Lifts:** All models

**Portable Lifts:** N/A

**Description:** Special key switches designed for use only by wheelchair users who have been issued the correct key.

**Notes:** Required by code in some jurisdictions.



### Upper Landing Gate (ULG)

**Permanent Lifts:** Virtuoso 5460F (becomes 5460FG); Protégé 5442F (becomes 5442FG)

**Portable Lifts:** N/A

**Description:** 42" high gate, mounted on the upper landing to protect patrons from falling into the lift area (interfaces with lift to open properly when lift is at upper landing).

**Notes:** Lifts without ULGs have upper platform gates attached to the lift and are the same height as the lift's sides; depending on landing height, these gates may offer some degree of protection. Model is changed from "F" to "FG" with addition of ULG. Increases width clearance required for Virtuoso (adds 2.38" offset to Virtuoso; no additional offset for Protégé).



### Vandal-Resistant Controls

**Permanent Lifts:** All models

**Portable Lifts:** All models

**Description:** Replaces standard operating switches with sleeved push-button controls.

**Notes:** Recommended for units where heavy, unmonitored use is anticipated.



### Voltage Increase

**Permanent Lifts:** All models

**Portable Lifts:** All models

**Description:** 220V, single phase operation.

**Notes:** International plug configurations are available.



### Window Etching

**Permanent Lifts:** All models

**Portable Lifts:** All models

**Description:** Lift windows etched with your logo of choice.

**Notes:** Front and/or rear windows only; some size and complexity limitations apply (please confirm design suitability with your Product Specialist before ordering).

### IMPORTANT NOTE:

**Code requirements can vary significantly from one jurisdiction to another; usage comments are intended as a rough guide, and should be used in combination with review of your local code requirements.**





## A few of our prestigious customers



**NASA Kennedy Space Center - Florida**



**John F. Kennedy Center for the Performing Arts - Washington DC**



**MIT - Cambridge**



**Venetian Macao - China**



**Navy Pier - Chicago**



**Orange County Convention Center - Orlando**



3526 E. Ft. Lowell Rd. • Tucson, AZ 85716

Tel: 520-881-3993 • 800-459-0400

Fax: 520-881-4983

[www.wheelchairlift.com](http://www.wheelchairlift.com) • [sales@wheelchairlift.com](mailto:sales@wheelchairlift.com)

